

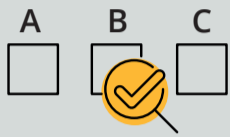
Benchmark Test

Things you need to know before the test



Before the test

You will receive an invite to take the test on Pearson's Test Hub from your instructor. You will need to create an account on Test Hub if you do not already have one. We strongly recommend you take the sample test first so you:



are familiar with the types of questions included in the test.

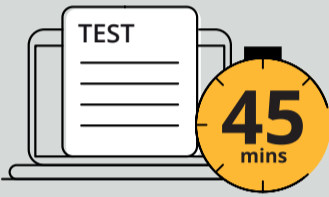


are familiar with the instructions for the test.



can check your headset and microphone before the scored test begins.

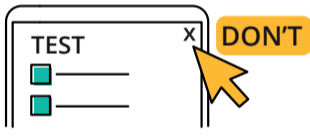
If taking the test at home, you need to make sure your system meets the **system requirements**.



It takes around 45 minutes to complete the real test.

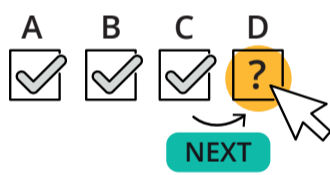
During the test

1 DON'T CLOSE BROWSER



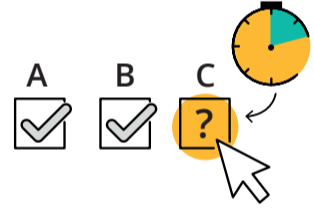
Once you start the test, you must finish it (do not close the browser). You can only move forward through the test.

2 ATTEMPT ALL THE QUESTIONS



Try to answer every question. If a question is too difficult, do not spend too long on it. Make an attempt if you can, then click Next to move on.

3 TIMED QUESTIONS



Some sections are timed. You will see a section timer in the upper right corner of the test. If a question is timed, you will be told how long you have to answer it. Try to answer in the time allowed.

4 CHECK THE TIME



Too many skipped questions may influence your score.

You need to keep an eye on the timer and attempt all the questions. If you think it is too hard, you should go to the next question.

5 DON'T FORGET THE LAST STEP




When you finish the tests, make sure you click on 'Finish', so your answers are submitted and scored.

Advice for Speaking questions



Speak at a normal pace and volume, as if talking on the phone. Do not shout or whisper.



Make sure the microphone is a few centimetres away from your mouth.



Work in a quiet environment, as background noise may affect your recorded answers.



The test is designed to detect periods of silence and may close a question early if you do not appear to be participating.



If you don't know the answer, try your best or say, 'I don't know' in English. Then click on the Next button to move on.

You should answer within 5 seconds. If you can't answer the question say "I don't know" or click Next to move on.